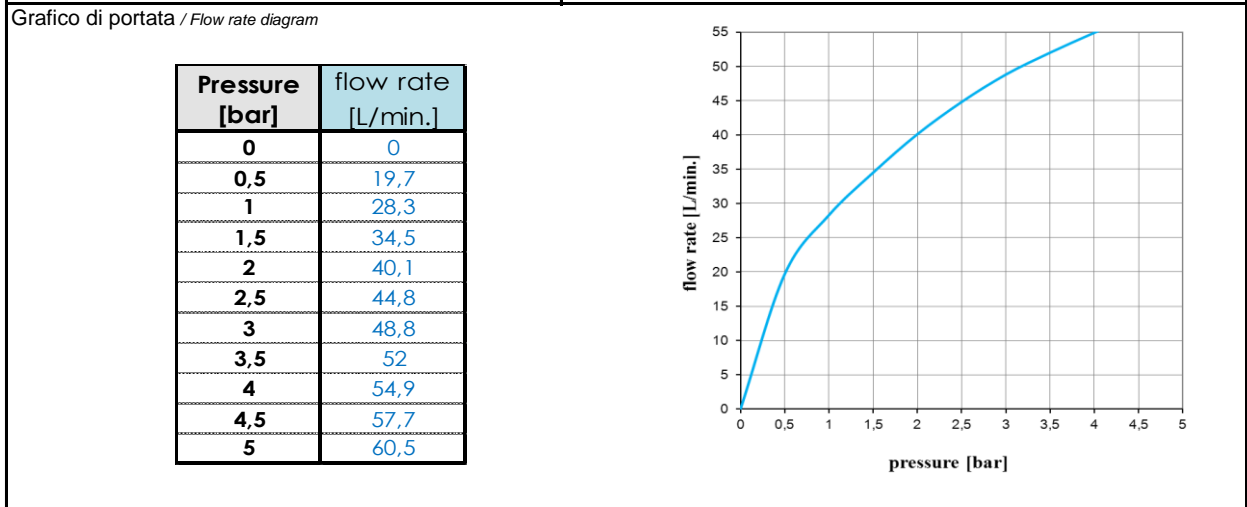
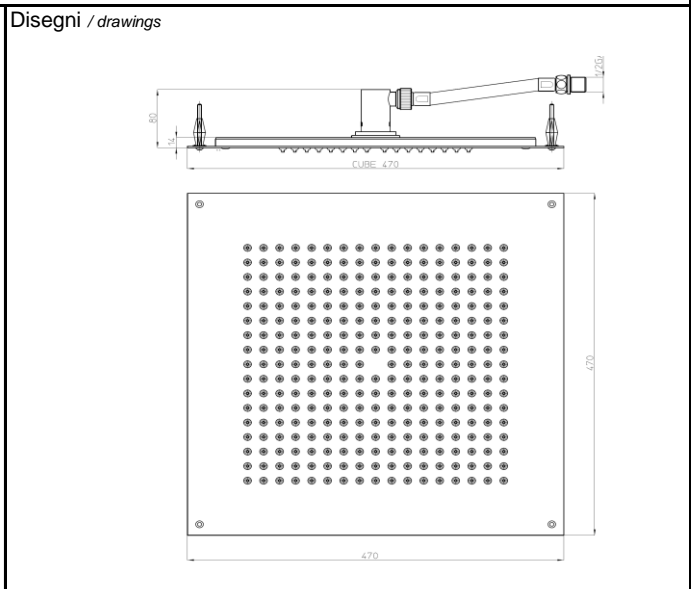



	SCHEDA TECNICA TECHNICAL SHEET	31/01/2017	Rev/0

Codice / Code: H38459	Descrizione / description: Soffione Dream-CUBE da controsoffitto, con flessibile di alimentazione acqua <i>Dream-CUBEShower head for false ceiling, with flexible water connection</i>
--	---



MATERIALI / materials
 PIASTRE IN ACCIAIO AISI 304, GUARNIZIONE DI TENUTA EPDM, RACCORDERIA OTTONE PLATES
 MADE BY STAINLESS STEEL, SEALS BY EPDM AND FITTINGS BY BRASS

CARATTERISTICHE IDRAULICHE / hydraulic features

	pressione <i>pressure</i>	portata <i>flow rate</i>	temperatura <i>temperature</i>	<i>solo per miscelatori termostatici</i> <i>only for thermostatic mixers</i>	
min	1 bar	/	/	Blocco di sicurezza <i>safety lock</i>	/
max	5 bar	/	<70°C	Temperatura acqua fredda <i>cold water temperature</i>	/
consigliata <i>recommended</i>	2-3 bar	16 L/min	/	Temperatura acqua calda <i>hot water temperature</i>	/

CERTIFICAZIONI / CERTIFICATIONS: ACS
 (France), NF [EN 1112] (FRA), Watermark [AS/NZS 3662:2005] (AUS), WELS [AS/NZS 6400:2005] (AUS)

CONFORMITA' / CONFORMITY .